



## **CRITERIA-6.4.1**

# **Financial Management & Resource Mobilization**



*Vandana*  
I/C Principal  
Shri G.P.M. Degree College of Sci & Comm,  
Rajarshi Shahu Maharaj Road,  
Telli Galli, Andheri (E), Mumbai-400 069.



**6.4.1 Institution has strategies for mobilization and optimal utilization of resources and funds from various sources (government/ nongovernment organizations) and it conducts financial audits regularly (internal and external)**

**Index**

<b>6.4.1 Extract of Audit Report for 2019 -2020 to 2023</b>
<b>6.4.1.1 Audit Report of 2019 – 2020</b>
<b>6.4.1.2 Audit Report of 2020 – 2021</b>
<b>6.4.1.3 Audit Report of 2021 – 2022</b>
<b>6.4.1.4 Audit Report of 2022 – 2023</b>
<b>6.4.1.5 Audit Report of 2023 – 2024</b>



*Vandana*  
I/C Principal  
Shri G.P.M. Degree College of Sci & Comm,  
Rajarshi Shahu Maharaj Road,  
Telli Galli, Andheri (E), Mumbai-400 069.



### **Strategies for optimal utilization of resources and funds**

- Finance Committee: HEI formed the finance committee to monitor optimum utilization of resources and funds.
- Scrutiny of Quotations: It is done by finance Committee with standard parameters decisions taken for finalization of quotations.
- Budget Committee: The principal along with accounts, admin and finance committee consultations and the budget for financial year is prepared for optimal utilization of resources and funds.
- Concern of Management: At major steps the Principal always concerns the Management for directives and decisions.
- Accounts and Audit: To check and verify the finance, expenses and income, resources and funds HEI appoints the statutory Auditors-Internal as well as External Auditor.
- To promote academics: HEI has strategy for optimal utilization of resources and funds to promote academics, ICT facilities, library facilities, staff salaries and staff and student welfare.
  - To promote research activities
  - To Promote teaching learning enthusiasm
  - To promote extension activities, social activities
  - To promote distinctiveness of institute, best practices of students.
  - To promote quality education by undergoing assessment and accreditation process (NAAC)

### **Strategies for Regular Financial Audit (Internal & External)**

- HEI has proper strategies for proper planning, vision, execution and vigilance for financial resources.
- To read HEI financial objective, HEI undergoes:
  - Appointment of Internal Auditor
  - Appointment of External Auditor Audit Inspection
  - Surveillance Programs.
  - Audit transparency reports
  - Improving and maintaining Audit quality



*Vandana*

**I/C Principal**

Shri G.P.M. Degree College of Sci & Comm,  
Rajarshi Shahu Maharaj Road,  
Telli Galli, Andheri (E), Mumbai-400 069.



**Extract of Audit Report for 2018-2019 to 2022-2023**

**6.4.1 Average percentage of Expenditure, excluding salary for infrastructure augmentation during years (INR in lakhs) {10} & 4.4.1 Average percentage of expenditure incurred on maintenance of infrastructure {Physical and academic support facilities) excluding salary component during the last five years (INR in Lakhs)**

Year	Expenditure for infrastructure development and augmentation (INR in Lakh) = A	Expenditure on maintenance of academic facilities (excluding salary for human resources) (INR in Lakh) = B	Expenditure on maintenance of physical facilities (excluding salary for human resources) (INR in Lakh) = C	Other expenses excluding Salary (INR in Lakh) = D	Total expenditure excluding Salary (INR in Lakh) = E (E = A+B+C+D)
2018-19	4,39,23,782.00	75,14,381.00	49,21,691.00	2,41,572.00	5,66,01,426.00
2019-20	35,84,249.00	71,81,274.00	64,05,930.00	2,55,427.00	1,74,26,880.00
2020-21	13,06,214.00	48,01,633.00	47,73,315.00	1,34,202.00	1,10,15,364.00
2021-22	16,13,798.00	56,51,198.00	25,22,532.00	1,29,192.00	99,16,720.00
2022-23	25,64,163.00	55,80,098.53	43,09,099.00	3,41,504.00	1,27,94,864.53



*R. R. Shukla*

Name of Firm:

R SHUKLA & ASSOCIATES, CHARTERED ACCOUNTANTS

Name of the Signatory:

CA Rakesh R. Shukla (Proprietor)

Address:

308 A Wing, Shankarwadi CHS. Ltd.,  
Shankarwadi, Jogeshwari East, Mumbai - 400 060

Membership No:

156920

FRN No:

137517W

UIDN:

24156920BKCOZY7392



*Vandana*

I/C Principal

Shri G.P.M. Degree College of Sci & Comm,  
Rajarshi Shahu Maharaj Road,  
Telli Galli, Andheri (E), Mumbai-400 069.



TABLE 1 (2018-19)

Head of expenditure (for ex. capital expenditure)	Item of expenditure (for ex. construction of building, purchase of new equipments, furniture and fixtures etc.)	Amount (INR in Lakhs)	Percentage of Expenditure to Net Income (Fees Received)
Capital Expenditure	Furniture and Fixture	18,93,002.00	3.01%
Capital Expenditure	Computer and Software	23,81,383.00	3.79%
Capital Expenditure	Laboratory Item	4,18,033.00	0.66%
Capital Expenditure	Air Conditioner	1,13,965.00	0.18%
Capital Expenditure	CCTV Camera	3,72,704.00	0.59%
Capital Expenditure	Security EPS System	34,000.00	0.05%
Capital Expenditure	Fire Safety Device	10,70,002.00	1.70%
Capital Expenditure	Office Equipments	42,565.00	0.07%
Capital Expenditure	Bus for Students	37,06,444.00	5.89%
Capital Expenditure	Building Renovation	3,18,88,558.00	50.71%
Revenue Expenditure	Renovation Expenses	4,05,817.00	0.65%
Revenue Expenditure	Rent	15,97,309.00	2.54%
	<b>Total</b>	<b>4,39,23,782.00</b>	<b>69.84%</b>

Year 2 (2019-20)

Head of expenditure (for ex. capital expenditure)	Item of expenditure (for ex. construction of building, purchase of new equipments, furniture and fixtures etc.)	Amount (INR in Lakhs)	Percentage of Expenditure to Net Income (Fees Received)
Capital Expenditure	Furniture & Fixtures	5,98,938.00	1.20%
Capital Expenditure	Computer and Software	8,29,160.00	1.66%
Capital Expenditure	Office Equipments	58,174.00	0.12%
Revenue Expenditure	Building Renovation	11,23,139.00	2.24%
Revenue Expenditure	Rent	9,74,838.00	1.95%
	<b>Total</b>	<b>35,84,249.00</b>	<b>7.16%</b>

Year 3 (2020-21)

Head of expenditure (for ex. capital expenditure)	Item of expenditure (for ex. construction of building, purchase of new equipments, furniture and fixtures etc.)	Amount (INR in Lakhs)	Percentage of Expenditure to Net Income (Fees Received)
Revenue Expenditure	Rates and Taxes	48,039.00	0.16%
Capital Expenditure	Computer and Software	1,25,000.00	0.43%
Revenue Expenditure	Rent	8,30,066.00	2.83%
Revenue Expenditure	Building Renovation	3,03,109.00	1.03%
	<b>Total</b>	<b>13,06,214.00</b>	<b>4.45%</b>



*Vandana*  
I/C Principal  
Shri G.P.M. Degree College of Sci & Comm,  
Rajarshi Shahu Maharaj Road,  
Telli Galli, Andheri (E), Mumbai-400 069.



Smt. Shyampatidevi Mishra Educational Trust's  
**SHRI G.P.M. DEGREE COLLEGE OF SCIENCE & COMMERCE**

Affiliated to University of Mumbai

www.shrigpmcollegeandheri.org

shrigpm@gmail.com

Rajarshi Shahu Maharaj Road, Andheri (E), Mumbai – 400069.

☎ : 8928387197 / 8

Year 4 (2021-22)			
Head of expenditure (for ex. capital expenditure)	Item of expenditure (for ex. construction of building, purchase of new equipments, furniture and fixtures etc.)	Amount (INR in Lakhs)	Percentage of Expenditure to Net Income (Fees Received)
Revenue Expenditure	Rates and Taxes	53,514.00	0.17%
Capital Expenditure	Furniture & Fixtures :-	190.00	0.00%
Revenue Expenditure	Rent	13,90,646.00	4.37%
Revenue Expenditure	Building Renovation	1,69,448.00	0.53%
	Total	16,13,798.00	5.07%

Year 5 (2022-23)			
Head of expenditure (for ex. capital expenditure)	Item of expenditure (for ex. construction of building, purchase of new equipments, furniture and fixtures etc.)	Amount (INR in Lakhs)	Percentage of Expenditure to Net Income (Fees Received)
Capital Expenditure	Furniture & Fixtures	40,600.00	0.11%
Capital Expenditure	Computer and Software	9,63,397.00	2.55%
Capital Expenditure	CCTV Camera	1,11,989.00	0.30%
Capital Expenditure	Fire Safety Device	1,03,153.00	0.27%
Capital Expenditure	Office Equipments	57,950.00	0.15%
Revenue Expenditure	Rent	3,42,294.00	0.91%
Revenue Expenditure	Building Renovation	9,44,780.00	2.50%
	Total	25,64,163.00	6.78%

Cumulative Fees Received (Income) of Last 5 years: 21,19,40,427.00

Cumulative Augmentation Expenditure of Last 5 years: 5,29,92,206.00

Average Percentage of Total Augmentation Expenditure as against Total Fees Received (Income) in last 5 years: 25.00%



*R. R. Shukla*

Name of Firm: R SHUKLA & ASSOCIATES, CHARTERED ACCOUNTANTS  
Name of the Signatory: CA Rakesh R. Shukla (Proprietor)  
Address: 308 A Wing, Shankarwadi CHS. Ltd.,  
Shankarwadi, Jogeshwari East, Mumbai - 400 060  
Membership No: 156920  
FRN No: 137517W  
UIDN: 24156920BKCOZY7392



*Vandana*  
I/C Principal  
Shri G.P.M. Degree College of Sci & Comm,  
Rajarshi Shahu Maharaj Road,  
Telli Galli, Andheri (E), Mumbai-400 069.



Smt. Shyampatidevi Mishra Educational Trust's  
**SHRI G.P.M. DEGREE COLLEGE OF SCIENCE & COMMERCE**

Affiliated to University of Mumbai

www.shrigpmcollegeandheri.org

shrigpm@gmail.com

Rajarshi Shahu Maharaj Road, Andheri (E), Mumbai – 400069.

☎ : 8928387197 / 8

Year 1 (2018-19)			
Head of expenditure (for ex. Repair and maintenance)	Item of expenditure (for ex. AMC for Lab equipment and computers, garden maintenance etc.)	Amount (INR in Lakhs)	Percentage of Expenditure to Net Income (Fees Received)
Academic Support Expenditure	Advertisement Expenses	1,28,649.00	0.20%
Academic Support Expenditure	Annual Functions	1,03,032.00	0.16%
Academic Support Expenditure	Books Expenses	11,59,829.00	1.84%
Physical Facilities Expenditure	Conveyance, Travelling and Transport Expenses	9,11,213.00	1.45%
Academic Support Expenditure	Computer Expenses	7,69,115.00	1.22%
Academic Support Expenditure	Cultural & Festival Activity	1,10,655.00	0.18%
Physical Facilities Expenditure	Electricity Expenses	8,14,856.00	1.30%
Physical Facilities Expenditure	General Expenses	50,581.00	0.08%
Academic Support Expenditure	Internet Expenses	60,000.00	0.10%
Academic Support Expenditure	Laboratory Expenses	3,03,134.00	0.48%
Physical Facilities Expenditure	Legal And Professional Fees	1,06,980.00	0.17%
Academic Support Expenditure	Printing & Stationery	11,08,973.00	1.76%
Physical Facilities Expenditure	Repair And Maintenance	7,50,167.00	1.19%
Academic Support Expenditure	Scholarship	56,884.00	0.09%
Physical Facilities Expenditure	Security Charges	4,65,984.00	0.74%
Physical Facilities Expenditure	Sports Expenses	45,040.00	0.07%
Physical Facilities Expenditure	Staff Welfare Expenses	4,42,257.00	0.70%
Physical Facilities Expenditure	Housekeeping Charges - Contract Fees	5,66,356.00	0.90%
Physical Facilities Expenditure	Telephone Expenses	7,68,257.00	1.22%
Academic Support Expenditure	University And Board Expenses	36,73,184.00	5.84%
Academic Support Expenditure	Uniform Expenses	150.00	0.00%
Academic Support Expenditure	Website Maintenance Expenses	40,776.00	0.06%
Total		1,24,36,072.00	19.77%

Year 2 (2019-20)			
Head of expenditure (for ex. Repair and maintenance)	Item of expenditure (for ex. AMC for Lab equipment and computers, garden maintenance etc.)	Amount (INR in Lakhs)	Percentage of Expenditure to Net Income (Fees Received)
Academic Support Expenditure	Advertisement Expenses	1,05,264.00	0.21%
Academic Support Expenditure	Annual Functions	2,85,290.00	0.57%
Academic Support Expenditure	Books Expenses	6,75,140.00	1.35%
Physical Facilities Expenditure	Conveyance, Travelling and Transport Expenses	9,04,696.00	1.81%
Academic Support Expenditure	Computer Expenses	8,54,595.00	1.71%
Academic Support Expenditure	Cultural & Festival Activity	2,50,000.00	0.50%
Physical Facilities Expenditure	Electricity Expenses	5,65,986.00	1.13%
Physical Facilities Expenditure	General Expenses	98,373.00	0.20%
Physical Facilities Expenditure	Generator Expenses	40,395.00	0.08%
Academic Support Expenditure	Internet Expenses	68,700.00	0.14%
Academic Support Expenditure	Laboratory Expenses	5,25,019.00	1.05%
Physical Facilities Expenditure	Legal And Professional Fees	6,30,099.00	1.26%
Academic Support Expenditure	Printing & Stationery	14,06,360.00	2.81%
Physical Facilities Expenditure	Repair And Maintenance	8,72,039.00	1.74%
Physical Facilities Expenditure	Security Charges	6,97,956.00	1.40%
Physical Facilities Expenditure	Sports Expenses	39,953.00	0.08%
Physical Facilities Expenditure	Staff Welfare Expenses	8,08,703.00	1.62%
Physical Facilities Expenditure	Housekeeping Charges - Contract Fees	6,26,309.00	1.25%
Physical Facilities Expenditure	Telephone Expenses	5,28,936.00	1.06%
Academic Support Expenditure	University And Board Expenses	26,80,976.00	5.36%
Physical Facilities Expenditure	Water Charges	4,89,710.00	0.98%
Academic Support Expenditure	Website Maintenance Expenses	1,08,430.00	0.22%
Physical Facilities Expenditure	Commission Expenses	1,00,000.00	0.20%
Academic Support Expenditure	Donation for Education	2,21,500.00	0.44%
Physical Facilities Expenditure	Medical Expenses	2,775.00	0.01%
Total		1,35,87,204.00	27.16%



*Pandurang*  
 I/C Principal  
 Shri G.P.M. Degree College of Sci & Comm,  
 Rajarshi Shahu Maharaj Road,  
 Telll Galli, Andheri (E), Mumbai-400 069.



Smt. Shyampatidevi Mishra Educational Trust's  
**SHRI G.P.M. DEGREE COLLEGE OF SCIENCE & COMMERCE**

Affiliated to University of Mumbai

www.shrigpmcollegeandheri.org

shrigpm@gmail.com

Rajarshi Shahu Maharaj Road, Andheri (E), Mumbai – 400069.

☎ : 8928387197 / 8

Year 3 (2020-21)			
Head of expenditure (for ex. Repair and maintenance)	Item of expenditure (for ex. AMC for Lab equipment and computers, garden maintenance etc.)	Amount (INR in Lakhs)	Percentage of Expenditure to Net Income (Fees Received)
Academic Support Expenditure	Advertisement Expenses	83,142.00	0.28%
Academic Support Expenditure	Affiliation Fees	1,24,512.00	0.42%
Academic Support Expenditure	Annual Functions	1,50,360.00	0.51%
Academic Support Expenditure	School Books Expenses	5,79,404.00	1.97%
Academic Support Expenditure	Computer Expenses	96,561.00	0.33%
Physical Facilities Expenditure	Conveyance, Travelling and Transport Expenses	8,40,757.00	2.86%
Academic Support Expenditure	Donation for Education	1,40,500.00	0.48%
Physical Facilities Expenditure	Electricity Expenses	1,56,813.00	0.53%
Physical Facilities Expenditure	General Expenses	68,497.00	0.23%
Physical Facilities Expenditure	Housekeeping Charges	4,31,590.00	1.47%
Physical Facilities Expenditure	Insurance Expenses	16,476.00	0.06%
Academic Support Expenditure	Internet Expenses	84,754.00	0.29%
Academic Support Expenditure	Laboratory Expenses	1,60,530.00	0.55%
Physical Facilities Expenditure	Legal And Professional Fees	98,213.00	0.33%
Academic Support Expenditure	Printing & Stationery	1,50,964.00	0.51%
Physical Facilities Expenditure	Repair And Maintenance	19,43,403.00	6.62%
Physical Facilities Expenditure	Security Charges	5,88,091.00	2.00%
Physical Facilities Expenditure	SMS Expenses	1,94,700.00	0.66%
Academic Support Expenditure	Software Expenses	7,45,547.00	2.54%
Physical Facilities Expenditure	Sports Expenses	39,470.00	0.13%
Physical Facilities Expenditure	Staff Welfare Expenses	1,94,077.00	0.66%
Physical Facilities Expenditure	Telephone Expenses	1,27,233.00	0.43%
Academic Support Expenditure	University And Board Expenses	24,85,359.00	8.46%
Physical Facilities Expenditure	Water Charges	74,000.00	0.25%
Total		95,74,948.00	32.60%

Year 4 (2021-22)			
Head of expenditure (for ex. Repair and maintenance)	Item of expenditure (for ex. AMC for Lab equipment and computers, garden maintenance etc.)	Amount (INR in Lakhs)	Percentage of Expenditure to Net Income (Fees Received)
Academic Support Expenditure	Advertisement Expenses	92,874.00	0.29%
Academic Support Expenditure	School Books Expenses	2,87,555.00	0.90%
Academic Support Expenditure	CBSE Board Affiliation Fees	1,40,000.00	0.44%
Academic Support Expenditure	Computer Expenses	64,053.00	0.20%
Physical Facilities Expenditure	Conveyance, Travelling and Transport Expenses	1,92,005.00	0.60%
Academic Support Expenditure	Donation for Education	1,35,450.00	0.43%
Physical Facilities Expenditure	Electricity Expenses	2,86,869.00	0.90%
Academic Support Expenditure	Enrollment Fees	200.00	0.00%
Academic Support Expenditure	Exam Fees	5,52,293.00	1.74%
Physical Facilities Expenditure	General Expenses	24,461.00	0.08%
Physical Facilities Expenditure	Housekeeping Charges	2,86,662.00	0.90%
Academic Support Expenditure	Internet Expenses	75,531.00	0.24%
Academic Support Expenditure	Laboratory Expenses	21,377.00	0.07%
Physical Facilities Expenditure	Legal And Professional Fees	1,67,890.00	0.53%
Physical Facilities Expenditure	Postage and Courier	600.00	0.00%
Academic Support Expenditure	Printing & Stationery	9,79,738.00	3.08%
Physical Facilities Expenditure	Repair And Maintenance	8,00,698.00	2.52%
Physical Facilities Expenditure	Security Charges	5,37,002.00	1.69%
Academic Support Expenditure	SMS Expenses	86,140.00	0.27%
Academic Support Expenditure	Software Expenses	8,35,386.00	2.62%
Physical Facilities Expenditure	Staff Welfare Expenses	1,73,594.00	0.55%
Physical Facilities Expenditure	Telephone Expenses	52,451.00	0.16%
Academic Support Expenditure	University And Board Expenses	18,70,962.00	5.88%
Academic Support Expenditure	Vashl Board Expenses	3,70,720.00	1.16%
Physical Facilities Expenditure	Water Charges	300.00	0.00%
Academic Support Expenditure	Website Maintenance Expenses	1,38,859.00	0.44%
Total		81,73,730.00	25.68%



*Pandey*  
 I/C Principal  
 Shri G.P.M. Degree College of Sci & Comm,  
 Rajarshi Shahu Maharaj Road,  
 Telll Galli, Andheri (E), Mumbai-400 069.





Smt. Shyampatidevi Mishra Educational Trust's  
**SHRI G.P.M. DEGREE COLLEGE OF SCIENCE & COMMERCE**

Affiliated to University of Mumbai

www.shrigpmcollegeandheri.org

shrigpm@gmail.com

Rajarshi Shahu Maharaj Road, Andheri (E), Mumbai – 400069.

☎ : 8928387197 / 8

Year 5 (2022-23)			
Head of expenditure (for ex. Repair and maintenance)	Item of expenditure (for ex. AMC for Lab equipment and computers, garden maintenance etc.)	Amount (INR in Lakhs)	Percentage of Expenditure to Net Income (Fees Received)
Academic Support Expenditure	Advertisement Expenses	1,99,275.00	0.53%
Academic Support Expenditure	Affiliation Fees	88,500.00	0.23%
Academic Support Expenditure	Annual Functions	29,835.00	0.08%
Academic Support Expenditure	School Books Expenses	4,58,770.00	1.21%
Academic Support Expenditure	Computer Expenses	87,339.00	0.23%
Physical Facilities Expenditure	Conveyance, Travelling and Transport Expenses	2,33,903.00	0.62%
Academic Support Expenditure	Cultural and Festival Expenses	27,341.00	0.07%
Academic Support Expenditure	Donation for Education	1,95,151.00	0.52%
Academic Support Expenditure	Education Trip	12,500.00	0.03%
Physical Facilities Expenditure	Electricity Expenses	2,30,511.00	0.61%
Academic Support Expenditure	Exam Fees	5,35,126.00	1.42%
Physical Facilities Expenditure	General Expenses	22,342.00	0.05%
Physical Facilities Expenditure	Housekeeping Charges	4,72,344.00	1.25%
Academic Support Expenditure	Internet Expenses	86,430.00	0.23%
Academic Support Expenditure	I.T. Lab Expenses	13,850.00	0.04%
Academic Support Expenditure	Laboratory Expenses	38,339.00	0.10%
Physical Facilities Expenditure	Legal And Professional Fees	2,63,940.00	0.70%
Physical Facilities Expenditure	Medical Expenses	2,266.00	0.01%
Physical Facilities Expenditure	Postage and Courier	1,072.00	0.00%
Academic Support Expenditure	Printing & Stationery	23,36,203.35	6.18%
Physical Facilities Expenditure	Registration Expenses	3,200.00	0.01%
Physical Facilities Expenditure	Repair And Maintainance	21,27,333.00	5.63%
Physical Facilities Expenditure	Security Charges	5,63,681.00	1.49%
Academic Support Expenditure	Software Expenses	2,99,016.00	0.79%
Physical Facilities Expenditure	Sports Expenses	20,529.00	0.05%
Physical Facilities Expenditure	Staff Welfare Expenses	2,64,291.00	0.70%
Physical Facilities Expenditure	Telephone Expenses	1,00,087.00	0.26%
Academic Support Expenditure	University And Board Expenses	9,53,636.00	2.52%
Academic Support Expenditure	Vashi Board Expenses	1,26,291.00	0.33%
Physical Facilities Expenditure	Water Charges	3,600.00	0.01%
Academic Support Expenditure	Website Maintainance Expenses	92,496.18	0.24%
	<b>Total</b>	<b>98,89,197.53</b>	<b>26.15%</b>

Cumulative Fees Received (Income) of Last 5 years: 21,19,40,427.00

Cumulative Academic and Physical Support Expenditure of Last 5 years: 5,36,61,151.53

Average Percentage of Total Academic and Physical Support Expenditure as against Total Fees Received (Income) in last 5 years: 25.32%



*R. R. Shukla*

Name of Firm:  
Name of the Signatory:  
Address:

R SHUKLA & ASSOCIATES, CHARTERED ACCOUNTANTS  
CA Rakesh R. Shukla (Proprietor)  
308 A Wing, Shankarwadi CHS. Ltd.,  
Shankarwadi, Jogeshwari East, Mumbai - 400 060  
156920  
137517W  
241569208KCOZY7392

Membership No:  
FRN No:  
UIDN:



*Vandana*  
I/C Principal  
Shri G.P.M. Degree College of Sci & Comm,  
Rajarshi Shahu Maharaj Road,  
Telli Galli, Andheri (E), Mumbai-400 069.



## Audit Report of 2019 – 2020

EXPENDITURE		Rs.	Rs.	INCOME		Rs.	Rs.
Name of the Trust :- <b>SMT. SHYAMPATIDEVI MISHRA EDUCATIONAL TRUST</b>							
INCOME & EXPENDITURE ACCOUNT FOR THE YEAR ENDED 31ST MARCH 2019							
Registration No. E - 21734 (MUMBAI)							
THE BOMBAY PUBLIC TRUST ACT, 1950							
SCHEDULE IX [Vide Rule 17(1)]							
To Expenditure in respect of properties :-				By Rent (accrued)/(realised)			
Rates, Taxes, Cesses				By Interest (accrued)/(realised)			
Repairs and Maintenance				On Securities			
Salaries				On Loans			
Insurance				On Fixed Deposits with Banks		1,704,747.00	
Depreciation (By way of provision of adjustments) ...				On Income Tax Refund			
Other Expenses				On Bank Saving Accounts		53,827.00	1,758,574.00
To Establishment Expenses				By Dividend			
To Remuneration to Trustees				By Donations in cash or Kind			
To Remuneration (in the case of a math) to the head of the math including his household expenditure, if any				By Grants			
To Legal Expenses				By Income from other sources (in details as far as possible)			
To Audit Fees				Tuition Income (Net of Refund)		85,329,742.00	
To Contribution and Fees				Misc Income			85,329,742.00
To Amount written off :-				By Transfer from Reserve			
Bad Debts				By Deficit carried over to Balance Sheet			
Loans Scholarship							
Irrecoverable Rents							
Other Items							
To Miscellaneous Expenses							
To Depreciation			13,072,701.30				
To Amount transferred to Reserve or Specific Funds							
To Expenditure on objects of the Trust							
Religious							
Educational (As per Schedule II)		42,029,727.20					
Medical Relief		8,604.00					
Relief of Poverty							
Other Charitable Objects			42,038,331.20				
To Surplus carried over to Balance Sheet			31,977,283.50				
Total Rs...			87,088,318.00	Total Rs...			87,088,318.00

As per our report of even date for R. Shukla & Associates Chartered Accountants

*R.P. Shukla*

Proprietor  
M.No. 156920  
FRN No. 137517W  
Date: 31st October 2019  
Place: Mumbai



Smt. Shyampatidevi Mishra Educational Trust

आदिपति

Secretary (President)

*Ranjana*  
Secretary (Secretary)



*Vandana*  
I/C Principal  
Shri G.P.M. Degree College of Sci & Comm,  
Rajarshi Shahu Maharaj Road,  
Teeli Galli, Andheri (E), Mumbai-400 069.



Smt. Shyampatidevi Mishra Educational Trust's  
**SHRI G.P.M. DEGREE COLLEGE OF SCIENCE & COMMERCE**

Affiliated to University of Mumbai

www.shrigpmcollegeandheri.org

shrigpm@gmail.com

Rajarshi Shahu Maharaj Road, Andheri (E), Mumbai – 400069.

☎ : 8928387197 / 8

THE BOMBAY PUBLIC TRUST ACT, 1950

**SCHEDULE VIII**  
[Vide Rule 17(1)]

Name of the Trust :- **SMT. SHYAMPATIDEVI MISHRA EDUCATIONAL TRUST**

Registration No. **E - 21734 (MUMBAI)**

Balance Sheet As At :- **01/04/2018 TO 31/03/2019**

LIABILITIES	AMOUNT	TOTAL	ASSETS	AMOUNT	TOTAL
<b>Trusts Funds or Corpus :-</b>			<b>Immovable Properties :- (At Cost)</b>		
Balance as per last Balance Sheet	15,180.00	15,180.00	Balance as per last Balance Sheet	116,006,705.00	134,261,567.84
Contribution Received	-		Addition during the year	31,888,558.00	
<b>Other Earmarked Funds :-</b> (Created under the provisions of the trust deed or scheme or out of the Income)			Less :- Sales during the year	13,633,705.16	
Depreciation Fund			Depreciation up to date	-	
Sinking Fund			<b>Furniture &amp; Fixtures :-</b>		
Reserve Fund	31,276,216.00	31,276,216.00	Balance as per last Balance Sheet	3,719,040.00	4,317,154.80
Any other Fund	-		Addition during the year )	1,935,495.00	
<b>Loans (Secured or Unsecured)</b>			Less :- Sales during the year	1,337,380.20	
From Trustees	-		Depreciation up to date	-	
From Others	-		<b>Computer and Software</b>		
<b>Liabilities :-</b>		1,818,524.50	Balance as per last Balance Sheet	3,757,462.00	2,370,010.24
From Expenses			Addition during the year )	2,427,940.00	
From Advances			Less :- Sales during the year	3,815,391.76	
From Rent and Other Deposits			Depreciation up to date	-	
From Sundry Credit Balance			<b>Laboratory Item</b>		
<b>Income &amp; Expenditure Account :-</b>			Balance as per last Balance Sheet	353,458.00	566,947.95
Balance as per last Balance Sheet	121,204,980.35		Addition during the year )	418,033.00	
Less :- Appropriation, if any			Less :- Sales during the year	-	
Add :- Surplus as per Income & Expenditure A/c	31,977,283.50	153,182,263.85	Depreciation up to date	204,543.05	
Less :- Deficit			<b>Air Conditioner</b>		
			Balance as per last Balance Sheet	297,388.00	305,462.44
			Addition during the year )	113,965.00	
			Less :- Sales during the year	-	
			Depreciation up to date	105,890.56	
			<b>Television</b>		
			Balance as per last Balance Sheet	64,053.00	33,436.03
			Addition during the year )	-	
			Less :- Sales during the year	-	
			Depreciation up to date	30,616.97	
			<b>Water Purifier</b>		
			Balance as per last Balance Sheet	24,524.00	12,801.43
			Addition during the year )	-	
			Less :- Sales during the year	-	
			Depreciation up to date	11,722.57	
			<b>CCTV Camera</b>		
			Balance as per last Balance Sheet	242,142.00	483,061.97
			Addition during the year )	372,704.00	
			Less :- Sales during the year	-	
			Depreciation up to date	131,784.03	
			<b>Motor Vehicle</b>		



For Smt. Shyampatidevi Mishra Educational Trust  
अशासिका  
Secretary  
Rachna  
President



Vandana  
I/C Principal  
Shri G.P.M. Degree College of Sci & Comm,  
Rajarshi Shahu Maharaj Road,  
Telli Galli, Andheri (E), Mumbai-400 069.



Smt. Shyampatidevi Mishra Educational Trust's  
**SHRI G.P.M. DEGREE COLLEGE OF SCIENCE & COMMERCE**

Affiliated to University of Mumbai

www.shrigpmcollegeandheri.org

shrigpm@gmail.com

Rajarshi Shahu Maharaj Road, Andheri (E), Mumbai – 400069.

☎ : 8928387197 / 8

Balance as per last Balance Sheet	1,469,767.00	
Addition during the year )	-	
Less :- Sales during the year		
Depreciation up to date	574,475.46	895,291.54
<b>Security EPS System</b>		
Balance as per last Balance Sheet	87,120.00	
Addition during the year )	34,000.00	
Less :- Sales during the year		
Depreciation up to date	67,536.00	53,584.00
<b>Fire Safety Device</b>		
Balance as per last Balance Sheet		
Addition during the year )	1,070,002.00	
Less :- Sales during the year		
Depreciation up to date	132,750.15	937,251.85
<b>Office Equipments</b>		
Balance as per last Balance Sheet		
Addition during the year )	42,565.00	
Less :- Sales during the year		
Depreciation up to date	5,419.85	37,145.12
<b>School Bus</b>		
Balance as per last Balance Sheet		
Addition during the year )	3,705,444.00	
Less :- Sales during the year		
Depreciation up to date	309,719.13	3,396,724.87
<b>Toy Train</b>		
Balance as per last Balance Sheet		
Addition during the year )	372,600.00	
Less :- Sales during the year		
Depreciation up to date	55,890.00	316,710.00
<b>Investments :-</b>		
Note :- The market value of the above investments is Rs.		
<b>Loans (Secured or Unsecured) : Good/Doubtful)</b>		
Loans Scholarship		
Other Loans		
<b>Advances :-</b>		
To Trustees		
To Employees		
To Contractors		
To Lawyers		
To Others	2,600,000.00	2,600,000.00
<b>Income Outstanding :-</b>		
Rent		
Interest		
Other Income		
<b>Current Assets , Loans &amp; Advances :</b>		
Cash & Bank Balances		
Cash in Hand	485,279.90	
Balance in Bank A/c as per Schedule - I	16,268,051.37	16,773,331.27



For Smt. Shyampatidevi Mishra Educational Trust  
 Secretary  
 President

In Fixed Deposit	16,851,806.00	
Accured Interest on Above	-	16,851,806.00
<b>Deposits</b>		
Deposits with BMC	24,000.00	
Educational Deposit BCA	8,000.00	
Educational Deposit BBA	40,000.00	
Security Deposit for Rental Property	507,370.00	579,370.00
<b>Other Current Asset</b>		
TDS Refundable		722,640.00
TCS Refundable		34,309.00
Income Tax Paid against Demand for A.Y. 2016-17		743,568.00
<b>Total Rs:</b>	<b>186,292,184.35</b>	<b>Total Rs: 186,292,184.35</b>

As per our report of even date  
 for R. Shukla & Associates  
 Chartered Accountants  
 Proprietor  
 M.No. 156920  
 FRN No. 137517W  
 Date: 31st October 2018  
 Place: Mumbai



For Smt. Shyampatidevi Mishra Educational Trust  
 Secretary  
 President  
 (Secretary)



Vandana  
 I/C Principal  
 Shri G.P.M. Degree College of Sci & Comm,  
 Rajarshi Shahu Maharaj Road,  
 Tellii Galli, Andheri (E), Mumbai-400 069.



## Audit Report of 2020 – 2021

THE BOMBAY PUBLIC TRUST ACT, 1950								
SCHEDULE IX (Vide Rule 17(1))								
Name of the Trust :- <b>SMT. SHYAMPATIDEVI MISHRA EDUCATIONAL TRUST</b>								
INCOME & EXPENDITURE ACCOUNT FOR THE YEAR ENDED 31ST MARCH 2021								
Registration No. <b>E - 21734 (MUMBAI)</b>								
EXPENDITURE	Andheri (Rs.)	Nalasopara (Rs.)	Total Rs.	INCOME	Andheri (Rs.)	Nalasopara (Rs.)	Total Rs.	
To Expenditure in respect of properties :-				By Rent (accrued)/(realised) ... ..				
Rates, Taxes, Cesses				By Interest (accrued)/(realised) ... ..				
Repairs and Maintenance				On Securities				
Salaries				On Loans				
Insurance				On Fixed Deposits with Banks	1,429,752.00	248,273.00		
Depreciation (By way of provision of adjustments) ...				On Income Tax Refund				
Other Expenses				On Bank Saving Accounts	8,125.00	22,379.00		
To Establishment Expenses				By Dividend	1,437,877.00	270,652.00	1,708,529.00	
To Remuneration to Trustees				By Donations in cash or Kind				
To Remuneration (in the case of a math) to the head of the math including his household expenditure, if any				By Grants				
To Legal Expenses				By Income from other sources (in details as far as possible)				
To Audit Fees				Tuition Income (Net of Refund)	35,671,583.00	3,307,984.00		
To Contribution and Fees				Misc Income				
To Amount written off :-				By Transfer from Reserve	35,671,583.00	3,307,984.00	38,979,567.00	
Bad Debts				By Deficit carried over to Balance Sheet				1,396,383.81
Loans Scholarship								
Irrecoverable Rents								
Other Items								
To Miscellaneous Expenses								
To Depreciation	1,055,458.52	9,023,406.29	11,178,824.81					
To Amount transferred to Reserve or Specific Funds								
To Expenditure on objects of the Trust								
Religious								
Educational (As per Schedule II)	28,841,516.00	2,064,039.00						
Medical Relief								
Relief of Poverty								
Other Charitable Objects								
	28,841,516.00	2,064,039.00	30,805,555.00					
To Surplus carried over to Balance Sheet								
<b>Total Rs.</b>			<b>42,084,478.81</b>	<b>Total Rs.</b>			<b>42,084,478.81</b>	

As per our report of even date for R. Shukla & Associates Chartered Accountants

*R. Shukla*

Proprietor  
M.No. 159920  
FRN No. 137517W  
Date: 15th November 2021  
Place: Mumbai



For Smt Shyampati Devi Mishra Educational Trust

*Shyampati Devi Mishra*

(President)

*Ranjana Mishra*

(Secretary)



*Vandana*

I/C Principal  
Shri G.P.M. Degree College of Sci & Comm,  
Rajarshi Shahu Maharaj Road,  
Telli Galli, Andheri (E), Mumbai-400 069.



Smt. Shyampatidevi Mishra Educational Trust's  
**SHRI G.P.M. DEGREE COLLEGE OF SCIENCE & COMMERCE**

Affiliated to University of Mumbai

www.shrigpmcollegeandheri.org

shrigpm@gmail.com

Rajarshi Shahu Maharaj Road, Andheri (E), Mumbai – 400069.

☎ : 8928387197 / 8

THE BOMBAY PUBLIC TRUST ACT, 1950

**SCHEDULE VIII**

(Vide Rule 17(1))

Name of the Trust :- SMT. SHYAMPATIDEVI MISHRA EDUCATIONAL TRUST

Balance Sheet As At :- 01/04/2020 TO 31/03/2021

Registration No.

E - 21734 (MUMBAI)

LIABILITIES	Andheri (Rs.)	Nalasopara (Rs.)	Total Rs.	ASSETS	Andheri (Rs.)	Nalasopara (Rs.)	Total Rs.
<b>Trusts Funds or Corpus :-</b>				<b>Immovable Properties :- (At Cost)</b>			
Balance as per last Balance Sheet ... ..	15,180.00	-		Balance as per last Balance Sheet ... ..	10,585,710.93	131,000,546.61	
Contribution Received				Addition during the year ... ..	-	1,539,941.00	
	15,180.00	-	15,180.00	Less :- Sales during the year ... ..		-	
<b>Other Earmarked Funds :-</b>				Depreciation up to date ... ..	529,285.55	8,443,078.06	
(Created under the provisions of the trust deed or scheme					10,056,425.38	124,097,409.55	134,153,834.93
or out of the Income)				<b>Furniture &amp; Fixtures :-</b>			
Depreciation Fund				Balance as per last Balance Sheet ... ..	2,893,186.95	1,795,457.97	
Sinking Fund				Addition during the year ) ... ..		-	
Reserve Fund ... ..	31,276,216.00	-		Less :- Sales during the year ... ..		-	
Any other Fund				Depreciation up to date ... ..	289,318.70	179,545.80	
	31,276,216.00	-	31,276,216.00		2,423,868.25	1,615,912.17	4,039,780.42
<b>Loans (Secured or Unsecured)</b>				<b>Computer and Software</b>			
From Trustees	-	-		Balance as per last Balance Sheet ... ..	1,233,321.93	822,214.61	
From Others ... ..	-	-		Addition during the year ) ... ..	125,000.00	-	
	-	-		Less :- Sales during the year ... ..		-	
<b>Liabilities :-</b>				Depreciation up to date ... ..	518,328.77	328,885.84	
From Expenses	938,194.00	418,712.00			839,993.16	493,328.77	1,333,321.93
From Advances	-	-		<b>Laboratory Item</b>			
From Rent and Other Deposits	-	-		Balance as per last Balance Sheet ... ..	289,143.46	192,762.30	
From Sundry Credit Balance	-	-		Addition during the year ) ... ..		-	
	938,194.00	418,712.00	1,356,906.00	Less :- Sales during the year ... ..		-	
<b>Income &amp; Expenditure Account :-</b>				Depreciation up to date ... ..	43,371.52	28,914.35	
Balance as per last Balance Sheet ... ..	165,549,483.45	-			245,771.94	163,847.95	409,619.89
Less :- Appropriation, if any	-	-		<b>Air Conditioner</b>			
Add :- Surplus as per Income &	-	-		Balance as per last Balance Sheet ... ..	175,876.84	117,251.23	
Less :- Deficit Expenditure A/c	(1,396,383.81)	-		Addition during the year ) ... ..		-	
	164,153,099.64	-	164,153,099.64	Less :- Sales during the year ... ..		-	
				Depreciation up to date ... ..	26,361.53	17,587.68	
					149,495.31	99,663.55	249,158.86
				<b>Television</b>			
				Balance as per last Balance Sheet ... ..	28,420.63	-	
				Addition during the year ) ... ..		-	
				Less :- Sales during the year ... ..		-	
				Depreciation up to date ... ..	4,263.09	-	
					24,157.54	-	24,157.54
				<b>Water Purifier</b>			
				Balance as per last Balance Sheet ... ..	10,881.22	-	
				Addition during the year ) ... ..		-	
				Less :- Sales during the year ... ..		-	
				Depreciation up to date ... ..	1,621.68	-	
					9,259.54	-	9,259.54
				<b>CCTV Camera</b>			
				Balance as per last Balance Sheet ... ..	246,361.60	164,241.07	
				Addition during the year ) ... ..		-	
				Less :- Sales during the year ... ..		-	
				Depreciation up to date ... ..	36,954.24	24,636.16	
					209,407.36	139,604.91	349,012.27



SMT. SHYAMPATIDEVI MISHRA EDUCATIONAL TRUST

Principals *Prishna*



*Pandey*

I/C Principal

Shri G.P.M. Degree College of Sci & Comm,  
Rajarshi Shahu Maharaj Road,  
Telli Galli, Andheri (E), Mumbai-400 069.



**Smt. Shyampatidevi Mishra Educational Trust's  
SHRI G.P.M. DEGREE COLLEGE OF SCIENCE & COMMERCE**

Affiliated to University of Mumbai

www.shrigpmcollegeandheri.org

shrigpm@gmail.com

Rajarshi Shahu Maharaj Road, Andheri (E), Mumbai – 400069.

☎ : 8928387197 / 8

	<b>Motor Vehicle</b>		
	Balance as per last Balance Sheet ... ..	760,997.81	-
	Addition during the year )	-	-
	Less :- Sales during the year	-	-
	Depreciation up to date ... ..	114,149.67	-
		646,848.14	646,848.14
	<b>Security EPS System</b>		
	Balance as per last Balance Sheet ... ..	27,327.84	18,218.56
	Addition during the year )	-	-
	Less :- Sales during the year	-	-
	Depreciation up to date ... ..	4,090.18	2,732.78
		23,237.66	15,485.78
	<b>Fire Safety Device</b>		
	Balance as per last Balance Sheet ... ..	-	796,664.07
	Addition during the year )	-	-
	Less :- Sales during the year	-	-
	Depreciation up to date ... ..	-	119,499.61
		-	677,164.46
	<b>Office Equipments</b>		
	Balance as per last Balance Sheet ... ..	51,230.58	34,153.72
	Addition during the year )	-	-
	Less :- Sales during the year	-	-
	Depreciation up to date ... ..	7,684.99	5,123.06
		43,545.59	29,030.66
	<b>School Bus</b>		
	Balance as per last Balance Sheet ... ..	-	2,887,216.14
	Addition during the year )	-	-
	Less :- Sales during the year	-	-
	Depreciation up to date ... ..	-	433,082.42
		-	2,454,133.72
	<b>Toy Train</b>		
	W.D.V. as per last Balance Sheet ... ..	-	269,203.50
	Addition during the year )	-	-
	Less :- Sales during the year	-	-
	Depreciation for the year ... ..	-	40,380.53
		-	228,822.97
	<b>Investments :-</b>		
	Note :- The market value of the above investments is Rs. ....	-	-
	<b>Loans (Secured or Unsecured) : Good/Doubtful</b>		
	Loans Scholarship	-	-
	Other Loans	-	-
	<b>Advances :-</b>		
	To Trustee ... ..	-	-
	To Employees ... ..	-	-
	To Contractors ... ..	-	-
	To Lawyers ... ..	-	-
	To Others ... ..	500,000.00	-
		500,000.00	500,000.00
	<b>Income Outstanding :-</b>		
	Rent ... ..	-	-
	Interest ... ..	-	-
	Other Income ... ..	-	-
	<b>Current Assets , Loans &amp; Advances :</b>		
	Cash & Bank Balances		
	Cash in Hand	237,444.17	237,444.17
	Balance in Bank A/c as per Schedule - I	6,641,911.39	563,193.15
		6,879,355.56	800,637.32
			7,684,992.88



श्री गणेशाय नमः  
**श्री गणेश रशिष्ठा**  
2021-2022

	<b>In Fixed Deposit (including Interest Accrued)</b>	38,283,422.00	4,748,959.00
	<b>Deposits</b>		
	Deposits with BMC	24,000.00	-
	Educational Deposit BCA	8,000.00	-
	Educational Deposit BBA	40,000.00	-
	Security Deposit for Rental Property	507,370.00	-
		579,370.00	579,370.00
	<b>Other Current Asset</b>		
	TDS Refundable	943,166.00	-
	TCS Refundable	34,309.00	-
	Income Tax Paid against Demand for A.Y. 2016-17	743,588.00	-
	Income Tax Paid against Demand for A.Y. 2017-18	597,169.00	-
		2,318,252.00	2,318,252.00
<b>Total Rs:</b>	<b>196,801,401.64</b>	<b>Total Rs:</b>	<b>196,801,401.64</b>

As per our report of even date for R. Shukla & Associates Chartered Accountants  
**R. R. Shukla**  
Proprietor  
M.No. 156920  
FRN No. 137517W  
Date: 19th November 2021  
Place: Mumbai



श्री गणेश रशिष्ठा  
(President) (Secretary)




*Vandana*  
**I/C Principal**  
Shri G.P.M. Degree College of Sci & Comm,  
Rajarshi Shahu Maharaj Road,  
Telli Galli, Andheri (E), Mumbai-400 069.


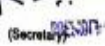


## Audit Report of 2021 – 22

EXPENDITURE			INCOME		
	Andheri (Rs.)	Nalasopara (Rs.)	Total Rs.		Total Rs.
<b>To Expenditure in respect of properties :-</b>				<b>By Rent (accrued)/(realised)</b>	
Rates, Taxes, Cesses				On Securities	
Repairs and Maintenance				On Loans	
Salaries				On Fixed Deposits with Banks	1,429,752.00
Insurance				On Income Tax Refund	
Depreciation (By way of provision of adjustments) ...				On Bank Saving Accounts	8,125.00
Other Expenses				<b>By Dividend</b>	1,437,877.00
<b>To Establishment Expenses</b>				<b>By Donations in cash or kind</b>	
<b>To Remuneration to Trustees</b>				<b>By Grants</b>	
<b>To Remuneration (in the case of a math) to the head of the math including his household expenditure, if any</b>				<b>By Income from other sources (in details as far as possible)</b>	
<b>To Legal Expenses</b>				Tuition Income (Net of Refund)	35,671,583.00
<b>To Audit Fees</b>				Misc Income	3,307,984.00
<b>To Contribution and Fees</b>				<b>By Transfer from Reserve</b>	35,671,583.00
<b>To Amount written off :-</b>				<b>By Deficit carried over to Balance Sheet</b>	1,396,383.81
Bad Debts					
Loans Scholarship					
Irrecoverable Rents					
Other Items					
<b>To Miscellaneous Expenses</b>					
<b>To Depreciation</b>	1,505,458.52	9,623,466.29	11,178,924.81		
<b>To Amount transferred to Reserve or Specific Funds</b>					
<b>To Expenditure on objects of the Trust</b>					
Religious					
Educational (As per Schedule II)	28,841,516.00	2,064,039.00	30,905,555.00		
Medical Relief					
Relief of Poverty					
Other Charitable Objects					
<b>To Surplus carried over to Balance Sheet</b>					
<b>Total Rs.</b>			<b>42,054,478.81</b>	<b>Total Rs.</b>	<b>42,054,478.81</b>

As per our report of even date for R. Shukla & Associates Chartered Accountants  
  
 Proprietor  
 M.No. 156920  
 FRN No. 137517W  
 Date: 15th November 2021  
 Place: Mumbai



For Smt. Shyampatidevi Mishra Educational Trust's  
  
 (President)   
 (Secretary)



*Vandana*  
 I/C Principal  
 Shri G.P.M. Degree College of Sci & Comm,  
 Rajarshi Shahu Maharaj Road,  
 Tellii Galli, Andheri (E), Mumbai-400 069.





Smt. Shyampatidevi Mishra Educational Trust's  
**SHRI G.P.M. DEGREE COLLEGE OF SCIENCE & COMMERCE**

Affiliated to University of Mumbai

www.shrigpmcollegeandheri.org

shrigpm@gmail.com

Rajarshi Shahu Maharaj Road, Andheri (E), Mumbai – 400069.

☎ : 8928387197 / 8

Name of the Trust :- **SMT. SHYAMPATIDEVI MISHRA EDUCATIONAL TRUST**

Balance Sheet As At :- 01/04/2020 TO 31/03/2021

Registration No.

E - 21734 (MUMBAI)

LIABILITIES	Andheri (Rs.)	Nalasopara (Rs.)	Total Rs.	ASSETS	Andheri (Rs.)	Nalasopara (Rs.)	Total Rs.
<b>Trusts Funds or Corpus :-</b>				<b>Immovable Properties :- (At Cost)</b>			
Balance as per last Balance Sheet	15,180.00	-	15,180.00	Balance as per last Balance Sheet	10,585,710.93	131,000,546.61	141,586,257.54
Contribution Received	-	-	-	Addition during the year	-	1,539,941.00	1,539,941.00
<b>Other Earmarked Funds :-</b>				Less :- Sales during the year	-	-	-
(Created under the provisions of the trust deed or scheme or out of the Income)				Depreciation up to date	529,285.55	8,443,078.06	9,012,363.61
Depreciation Fund	-	-	-		10,056,425.38	124,097,409.55	134,153,834.93
Sinking Fund	-	-	-	<b>Furniture &amp; Fixtures :-</b>			
Reserve Fund	31,276,216.00	-	31,276,216.00	Balance as per last Balance Sheet	2,093,186.95	1,795,457.97	3,888,644.92
Any other Fund	-	-	-	Addition during the year	-	-	-
<b>Loans (Secured or Unsecured)</b>				Less :- Sales during the year	-	-	-
From Trustees	-	-	-	Depreciation up to date	289,318.70	179,545.80	468,864.50
From Others	-	-	-		2,423,868.25	1,615,912.17	4,039,780.42
<b>Liabilities :-</b>				<b>Computer and Software</b>			
From Expenses	938,194.00	418,712.00	1,356,906.00	Balance as per last Balance Sheet	1,233,321.93	822,214.61	2,055,536.54
From Advances	-	-	-	Addition during the year	125,000.00	-	125,000.00
From Rent and Other Deposits	-	-	-	Less :- Sales during the year	-	-	-
From Sundry Credit Balance	-	-	-	Depreciation up to date	518,328.77	328,885.84	847,214.61
<b>Income &amp; Expenditure Account :-</b>					839,993.16	493,328.77	1,333,321.93
Balance as per last Balance Sheet	165,549,483.45	-	165,549,483.45	<b>Laboratory Item</b>			
Less :- Appropriation, if any	-	-	-	Balance as per last Balance Sheet	289,143.46	192,762.30	481,905.76
Add :- Surplus as per Income & Expenditure A/c	(1,396,383.81)	-	(1,396,383.81)	Addition during the year	-	-	-
Less :- Deficit	-	-	-	Less :- Sales during the year	-	-	-
	164,153,099.64	-	164,153,099.64	Depreciation up to date	43,371.52	28,914.35	72,285.87
					245,771.94	163,847.95	409,619.89
				<b>Air Conditioner</b>			
				Balance as per last Balance Sheet	175,876.84	117,251.23	293,128.07
				Addition during the year	-	-	-
				Less :- Sales during the year	-	-	-
				Depreciation up to date	26,381.53	17,597.68	43,979.21
					149,495.31	99,653.55	249,148.86
				<b>Television</b>			
				Balance as per last Balance Sheet	28,420.63	-	28,420.63
				Addition during the year	-	-	-
				Less :- Sales during the year	-	-	-
				Depreciation up to date	4,263.09	-	4,263.09
					24,157.54	-	24,157.54
				<b>Water Purifier</b>			
				Balance as per last Balance Sheet	10,861.22	-	10,861.22
				Addition during the year	-	-	-
				Less :- Sales during the year	-	-	-
				Depreciation up to date	1,621.68	-	1,621.68
					9,239.54	-	9,239.54
				<b>CCTV Camera</b>			
				Balance as per last Balance Sheet	246,361.60	164,241.07	410,602.67
				Addition during the year	-	-	-
				Less :- Sales during the year	-	-	-
				Depreciation up to date	36,954.24	24,636.16	61,590.40
					209,407.36	139,604.91	349,012.27



**SHRI G.P.M. DEGREE COLLEGE OF SCIENCE & COMMERCE**  
 Rajarshi Shahu Maharaj Road, Andheri (E), Mumbai - 400069.  
 Smt. Shyampatidevi Mishra Educational Trust  
 Rishra  
 REGISTRAR

In Fixed Deposit (including Interest Accrued)	36,283,422.00	4,748,959.00	41,032,381.00
<b>Deposits</b>			
Deposits with BMC	24,000.00	-	24,000.00
Educational Deposit BCA	8,000.00	-	8,000.00
Educational Deposit BBA	40,000.00	-	40,000.00
Security Deposit for Rental Property	507,370.00	-	507,370.00
	579,370.00	-	579,370.00
<b>Other Current Asset</b>			
TDS Refundable	943,186.00	-	943,186.00
TCS Refundable	34,309.00	-	34,309.00
Income Tax Paid against Demand for A.Y. 2016-17	743,588.00	-	743,588.00
Income Tax Paid against Demand for A.Y. 2017-18	597,169.00	-	597,169.00
	2,318,252.00	-	2,318,252.00
<b>Total Rs:</b>	<b>196,801,401.64</b>		<b>196,801,401.64</b>

As per our report of even date for R. Shukla & Associates Chartered Accountants

R. P. Shukla

Proprietor  
 M.No. 196920  
 FRN No. 137517W  
 Date: 15th November 2021  
 Place: Mumbai



**SHRI G.P.M. DEGREE COLLEGE OF SCIENCE & COMMERCE**

Rajarshi Shahu Maharaj Road, Andheri (E), Mumbai - 400069.  
 Smt. Shyampatidevi Mishra Educational Trust

(President)

(Secretary)



*Vandana*  
 I/C Principal  
 Shri G.P.M. Degree College of Sci & Comm,  
 Rajarshi Shahu Maharaj Road,  
 Tellu Galli, Andheri (E), Mumbai-400 069.



## Audit Report of 2022 – 23

EXPENDITURE			INCOME					
	Andheri (Rs.)	Nalasopara (Rs.)	Total Rs.		Andheri (Rs.)	Nalasopara (Rs.)	Total Rs.	
<b>THE BOMBAY PUBLIC TRUST ACT, 1950</b>			<b>SCHEDULE IX</b> (Vide Rule 17(1))					
Name of the Trust :- <b>SMT. SHYAMPATIDEVI MISHRA EDUCATIONAL TRUST</b>						Registration No. <b>E - 21734 (MUMBAI)</b>		
INCOME & EXPENDITURE ACCOUNT FOR THE YEAR ENDED 31ST MARCH 2022								
To Expenditure in respect of properties :-				By Rent (accrued)/(realised) ... ..	-	-	-	
Rates, Taxes, Cesses ... ..	-	-	-	By Interest (accrued)/(realised) ... ..	-	-	-	
Repairs and Maintenance ... ..	-	-	-	On Securities ... ..	-	-	-	
Salaries ... ..	-	-	-	On Loans ... ..	-	-	-	
Insurance ... ..	-	-	-	On Fixed Deposits with Banks ... ..	1,683,558.00	275,862.00	2,016,033.00	
Depreciation (by way of provision of adjustments) ... ..	-	-	-	On Income Tax Refund ... ..	-	-	-	
Other Expenses ... ..	-	-	-	On Bank Saving Accounts ... ..	26,553.00	30,940.00	57,493.00	
To Establishment Expenses ... ..	-	-	-		1,710,111.00	305,922.00	2,016,033.00	
To Remuneration to Trustees ... ..	-	-	-	By Dividend ... ..	-	-	-	
To Remuneration (in the case of a math) to the head of the math including his household expenditure, if any ... ..	-	-	-	By Donations in cash or kind ... ..	-	-	-	
To Legal Expenses ... ..	-	-	-	By Grants ... ..	-	-	-	
To Audit Fees ... ..	-	-	-	By Income from other sources (in details as far as possible)				
To Contribution and Fees ... ..	-	-	-	Tuition Income (Net of Refund) ... ..	37,737,148.00	8,188,078.00	45,925,226.00	
To Amount written off :-				Misc Income ... ..	-	-	-	
Bad Debts ... ..	-	-	-		37,737,148.00	8,188,078.00	45,925,226.00	
Loans Scholarship ... ..	-	-	-	By Transfer from Reserve ... ..	-	-	-	
Irrecoverable Rents ... ..	-	-	-	By Deficit carried over to Balance Sheet ... ..	-	-	-	
Other Items ... ..	-	-	-					
To Miscellaneous Expenses ... ..								
To Depreciation ... ..	1,263,981.53	8,533,347.65	9,817,329.38					
To Amount transferred to Reserve or Specific Funds ... ..								
To Expenditure on objects of the Trust								
Religious ... ..								
Educational (As per Schedule II) ... ..	26,397,761.00	1,940,273.00	28,338,034.00					
Medical Relief ... ..	-	-	-					
Relief of Poverty ... ..	-	-	-					
Other Charitable Objects ... ..	-	-	-					
	26,397,761.00	1,940,273.00	28,338,034.00					
To Surplus carried over to Balance Sheet ... ..			9,785,891.62					
<b>Total Rs...</b>			<b>47,941,265.00</b>	<b>Total Rs...</b>			<b>47,941,265.00</b>	

As per our report of even date for R. Shukla & Associates Chartered Accountants

*R. Shukla*  
Proprietor  
M.No. 156920  
FRN No. 137517W  
Date: 30th September 2022  
Place: Mumbai



For Smt Shyampati Devi Mishra Educational Trust

(President)

(Secretary)

*For Smt. Shyampati Devi Mishra Educational Trust*  
*श्रीमती श्यामपति देवी मिश्रा*  
*Ranjana*  
President



*Vandana*  
I/C Principal  
Shri G.P.M. Degree College of Sci & Comm,  
Rajarshi Shahu Maharaj Road,  
Telli Galli, Andheri (E), Mumbai-400 069.



Smt. Shyampatidevi Mishra Educational Trust's  
**SHRI G.P.M. DEGREE COLLEGE OF SCIENCE & COMMERCE**

Affiliated to University of Mumbai

www.shrigpmcollegeandheri.org

shrigpm@gmail.com

Rajarshi Shahu Maharaj Road, Andheri (E), Mumbai – 400069.

☎ : 8928387197 / 8

THE BOMBAY PUBLIC TRUST ACT, 1920

**SCHEDULE VIII**  
(Vide Rule 17(1))

Name of the Trust :- **SMT. SHYAMPATIDEVI MISHRA EDUCATIONAL TRUST**

Registration No.

E - 21734 (MUMBAI)

Balance Sheet As At :- 01/04/2021 TO 31/03/2022

LIABILITIES	Andheri (Rs.)	Nalasopara (Rs.)	Total Rs.	ASSETS	Andheri (Rs.)	Nalasopara (Rs.)	Total Rs.
<b>Trusts Funds or Corpus :-</b>				<b>Immovable Properties :- (At Cost)</b>			
Balance as per last Balance Sheet ...	15,180.00	-		Balance as per last Balance Sheet ...	10,585,710.93	132,540,687.81	
Contribution Received	-	-		Addition during the year	-	3,046,316.00	
	15,180.00	-	15,180.00	Less - Sales during the year	1,032,106.82	16,041,848.32	
				Depreciation up to date	9,553,604.11	119,544,955.29	129,098,559.40
<b>Other Earmarked Funds :-</b>				<b>Furniture &amp; Fixtures :-</b>			
(Created under the provisions of the trust deed or scheme or out of the income)				Balance as per last Balance Sheet ...	2,893,186.95	1,795,457.97	
Depreciation Fund	-	-		Addition during the year )	190.00	1,500.00	
Sinking Fund	31,276,216.00	-		Less - Sales during the year	-	-	
Reserve Fund	-	-		Depreciation up to date	511,724.53	341,287.02	
Any other Fund	-	-			2,181,652.42	1,455,670.95	3,637,323.37
	31,276,216.00	-	31,276,216.00	<b>Computer and Software</b>			
<b>Loans (Secured or Unsecured)</b>				Balance as per last Balance Sheet ...	1,358,321.93	822,214.61	
From Trustees	-	-		Addition during the year )	-	-	
From Others	-	-		Less - Sales during the year	-	-	
	-	-		Depreciation up to date	854,326.03	526,217.35	
<b>Liabilities :-</b>					603,995.90	295,997.26	799,993.16
From Expenses	23,114.00	-		<b>Laboratory Item</b>			
From Advances	-	-		Balance as per last Balance Sheet ...	289,143.46	192,782.30	
From Rent and Other Deposits	-	-		Addition during the year )	-	-	
From Sundry Credit Balance	-	-		Less - Sales during the year	-	-	
	23,114.00	-	23,114.00	Depreciation up to date	80,237.31	53,491.54	
<b>Income &amp; Expenditure Account :-</b>					208,906.15	139,270.76	348,176.91
Balance as per last Balance Sheet ...	164,153,099.64	-		<b>Air Conditioner</b>			
Less - Appropriation, if any	-	9,785,891.62		Balance as per last Balance Sheet ...	175,876.84	117,251.23	
Add - Surplus as per Income & Expenditure A/c	-	-		Addition during the year )	-	-	
Less - Deficit	-	-		Less - Sales during the year	-	-	
	164,153,099.64	9,785,891.62	173,938,991.26	Depreciation up to date	48,805.83	32,537.21	
					127,071.01	84,714.02	211,785.03
				<b>Television</b>			
				Balance as per last Balance Sheet ...	28,420.63	-	
				Addition during the year )	-	-	
				Less - Sales during the year	-	-	
				Depreciation up to date	7,886.72	-	
					20,533.91	-	20,533.91
				<b>Water Purifier</b>			
				Balance as per last Balance Sheet ...	10,881.22	-	
				Addition during the year )	-	-	
				Less - Sales during the year	-	-	
				Depreciation up to date	3,010.61	-	
					7,870.61	-	7,870.61
				<b>CCTV Camera</b>			
				Balance as per last Balance Sheet ...	246,361.00	164,241.07	
				Addition during the year )	-	28,945.00	
				Less - Sales during the year	-	-	
				Depreciation up to date	68,365.34	49,918.85	
					177,995.66	142,267.22	321,262.88



Smt. Shyampatidevi Mishra Educational Trust

प्रशासिका  
Rishma  
President



Vandana

I/C Principal  
Shri G.P.M. Degree College of Sci & Comm,  
Rajarshi Shahu Maharaj Road,  
Telli Galli, Andheri (E), Mumbai-400 069.



Smt. Shyampatidevi Mishra Educational Trust's  
**SHRI G.P.M. DEGREE COLLEGE OF SCIENCE & COMMERCE**

Affiliated to University of Mumbai

www.shrigpmcollegeandheri.org

shrigpm@gmail.com

Rajarshi Shahu Maharaj Road, Andheri (E), Mumbai – 400069.

☎ : 8928387197 / 8

Motor Vehicle			
Balance as per last Balance Sheet	760,897.81	-	
Addition during the year	-	-	
Less :- Sales during the year	-	-	
Depreciation up to date	211,176.89	-	549,820.92
Security EPS System			
Balance as per last Balance Sheet	27,327.84	18,218.56	
Addition during the year	-	-	
Less :- Sales during the year	-	-	
Depreciation up to date	7,583.48	5,055.85	32,907.27
Fire Safety Device			
Balance as per last Balance Sheet	-	796,664.07	
Addition during the year	-	-	
Less :- Sales during the year	-	-	
Depreciation up to date	-	221,074.28	575,589.79
Office Equipments			
Balance as per last Balance Sheet	51,230.58	34,153.72	
Addition during the year	-	-	
Less :- Sales during the year	-	-	
Depreciation up to date	14,218.49	9,477.66	61,690.15
School Bus			
Balance as per last Balance Sheet	-	2,887,216.14	
Addition during the year	-	-	
Less :- Sales during the year	-	-	
Depreciation up to date	-	801,202.48	2,086,013.66
Toy Train			
W.D.V. as per last Balance Sheet	-	269,203.50	
Addition during the year	-	-	
Less :- Sales during the year	-	-	
Depreciation for the year	-	74,703.98	194,499.52
Investments :-			
Note :- The market value of the above investments is Rs.			
Loans (Secured or Unsecured) : Good/Doubtful			
Loans Scholarship			
Other Loans			
Advances :-			
To Trustees			
To Employees			
To Contractors			
To Lawyers			
To Others	500,000.00	-	500,000.00
Income Outstanding :-			
Rent			
Interest			
Other Income			
Current Assets , Loans & Advances :			
Cash & Bank Balances	1,126.28	1,126.28	
Cash In Hand	4,601,443.18	1,929,561.15	
Balance in Bank A/c as per Schedule - I	4,602,569.46	1,930,687.43	6,533,256.86



For Smt. Shyampatidevi Mishra Educational Trust

*Rajarshi Shahu Maharaj*  
 (President)

In Fixed Deposit (including Interest Accrued)			
Deposits	49,183,396.00	7,997,252.00	57,180,648.00
Deposits with BMC			
Educational Deposit BCA	24,000.00	-	
Educational Deposit BBA	8,000.00	-	
Security Deposit for Rental Property	40,000.00	-	
Other Current Asset	579,370.00	-	579,370.00
TDS Refundable	1,139,133.00	-	
TCS Refundable	34,309.00	-	
Income Tax Paid against Demand for A.Y. 2016-17	743,588.00	-	
Income Tax Paid against Demand for A.Y. 2017-18	597,199.00	-	
Total Rs:	205,253,501.28		205,253,501.28

As per report of even date  
 for R. Shukla & Associates  
 Chartered Accountants  
*R.R. Shukla*  
 Proprietor  
 M.No. 156920  
 FRN No. 137517W  
 Date: 30th September 2022  
 Place: Mumbai



For Smt. Shyampatidevi Mishra Educational Trust

*Rajarshi Shahu Maharaj*  
 (President)  
*Rajarshi Shahu Maharaj*  
 (Secretary)



*Vandana*  
 I/C Principal  
 Shri G.P.M. Degree College of Sci & Comm,  
 Rajarshi Shahu Maharaj Road,  
 Tellhi Galli, Andheri (E), Mumbai-400 069.



## Audit Report of 2023 – 24

SCHEDULE IX (Vide Rule 17(1))				Registration No. E - 21734 (MUMBAI)			
Name of the Trust :- <u>SMT. SHYAMPATIDEVI MISHRA EDUCATIONAL TRUST</u>							
INCOME & EXPENDITURE ACCOUNT FOR THE YEAR ENDED 31ST MARCH 2023							
EXPENDITURE	Andheri (Rs.)	Nalasopara (Rs.)	Total Rs.	INCOME	Andheri (Rs.)	Nalasopara (Rs.)	Total Rs.
To Expenditure in respect of properties :-				By Rent (accrued)/(realised) ... ..	-	-	-
Rates, Taxes, Cesses ... ..				By Interest (accrued)/(realised) ... ..			
Repairs and Maintenance ... ..				On Securities ... ..			
Salaries ... ..				On Loans ... ..			
Insurance ... ..				On Fixed Deposits with Banks ... ..	15,13,711.00	2,82,408.00	
Depreciation (By way of provision of adjustments) ... ..				On Income Tax Refund ... ..			
Other Expenses ... ..				On Bank Saving Accounts ... ..	47,242.00	42,135.00	
To Establishment Expenses ... ..					15,60,953.00	3,24,543.00	18,85,496.00
To Remuneration to Trustees ... ..				By Dividend ... ..			
To Remuneration (in the case of a math) to the head of the math including his household expenditure, if any ... ..				By Donations in cash or Kind ... ..			
To Legal Expenses ... ..				By Grants ... ..			
To Audit Fees ... ..				By Income from other sources (in details as far as possible)			
To Contribution and Fees ... ..				Tuition Income (Net of Refund) ... ..	4,35,22,818.00	1,33,40,086.00	
To Amount written off :-				Misc Income ... ..	4,35,22,818.00	1,33,40,086.00	5,68,62,904.00
Bad Debts ... ..				By Transfer from Reserve ... ..			
Loans Scholarship ... ..				By Deficit carried over to Balance Sheet ... ..			
Irrecoverable Rents ... ..							
Other Items ... ..							
To Miscellaneous Expenses ... ..							
To Depreciation ... ..	12,66,194.30	76,07,819.75	88,74,014.05				
To Amount transferred to Reserve or Specific Funds ... ..							
To Expenditure on objects of the Trust							
Religious ... ..							
Educational (As per Schedule II) ... ..	2,70,05,763.53	1,23,36,258.47	3,93,42,022.00				
Medical Relief ... ..							
Relief of Poverty ... ..							
Other Charitable Objects ... ..	2,70,05,763.53	1,23,36,258.47	3,93,42,022.00				
To Surplus carried over to Balance Sheet ... ..			1,05,32,363.95				
Total Rs...			5,87,48,400.00	Total Rs...			5,87,48,400.00

As per our report of even date for R. Shukla & Associates Chartered Accountants

*R. Shukla*  
Proprietor  
M.No. 156320  
FFIN No. 137517W  
Date: 27th September 2023  
Place: Mumbai



Smt. Shyampatidevi Mishra Educational Trust  
For Smt. Shyampatidevi Mishra Educational Trust

*Shri G.P.M.*  
Secretary  
(President)

*Rishika*  
Secretary  
(Secretary)



*Vandana*  
I/C Principal  
Shri G.P.M. Degree College of Sci & Comm,  
Rajarshi Shahu Maharaj Road,  
Telli Galli, Andheri (E), Mumbai-400 069.



**Smt. Shyampatidevi Mishra Educational Trust's  
SHRI G.P.M. DEGREE COLLEGE OF SCIENCE & COMMERCE**

Affiliated to University of Mumbai

www.shrigpmcollegeandheri.org

shrigpm@gmail.com

Rajarshi Shahu Maharaj Road, Andheri (E), Mumbai – 400069.

☎ : 8928387197 / 8

**SCHEDULE VIII  
[Vide Rule 17(1)]**

Name of the Trust :- **SMT. SHYAMPATIDEVI MISHRA EDUCATIONAL TRUST**

Balance Sheet As At :- **07/04/2022 TO 31/03/2023**

Registration No.

**E - 21734 (MUMBAI)**

LIABILITIES	Andheri (Rs.)	Nalasopara (Rs.)	Total Rs.	ASSETS	Andheri (Rs.)	Nalasopara (Rs.)	Total Rs.
<b>Trusts Funds or Corpus &gt;</b>				<b>Immovable Properties &gt; (At Cost)</b>			
Balance as per last Balance Sheet	15,180.00	-	15,180.00	Balance as per last Balance Sheet	1,05,85,710.93	13,55,85,803.61	1,19,41,514.54
Contribution Received	-	-	-	Addition during the year	1,69,54,759.00	1,63,70,582.00	3,33,25,341.00
<b>Other Earmarked Funds &gt;</b> (Created under the provisions of the trust deed or scheme or out of the Income)				Less > Sales during the year	-	-	-
Depreciation Fund	-	-	-	Depreciation up to date	15,09,787.03	2,28,60,741.55	2,43,70,528.58
Sinking Fund	-	-	-		2,80,30,682.90	12,90,76,644.06	15,51,07,326.96
Reserve Fund	3,12,76,216.00	-	3,12,76,216.00	<b>Furniture &amp; Fixtures &gt;</b>			
Any other Fund	-	-	-	Balance as per last Balance Sheet	25,93,376.95	17,96,957.97	43,90,334.92
<b>Loans (Secured or Unsecured)</b>				Addition during the year	40,600.00	-	40,600.00
From Trustees	-	-	-	Less > Sales during the year	-	-	-
From Others	-	-	-	Depreciation up to date	7,33,949.77	4,86,854.12	12,20,804.89
<b>Liabilities &gt;</b>					20,00,027.18	13,10,103.85	33,10,131.03
From Expenses	62,750.00	-	62,750.00	<b>Computer and Software</b>			
From Advances	-	-	-	Balance as per last Balance Sheet	13,58,321.93	8,22,214.61	21,80,536.54
From Rent and Other Deposits	-	-	-	Addition during the year	9,37,397.00	26,000.00	12,95,718.93
From Sundry Credit Balance	-	-	-	Less > Sales during the year	-	-	-
<b>Income &amp; Expenditure Account &gt;</b>				Depreciation up to date	12,43,403.79	6,33,528.68	18,76,932.47
Balance as per last Balance Sheet	16,41,53,699.64	97,85,891.62	17,39,39,591.26	<b>Laboratory Item</b>			
Less > Appropriation, if any	-	-	-	Balance as per last Balance Sheet	2,89,143.46	1,92,762.30	4,81,905.76
Add > Surplus as per Income & Expenditure A/c	70,53,633.70	34,78,730.25	1,05,32,363.95	Addition during the year	-	-	-
Less > Deficit	-	-	-	Less > Sales during the year	-	-	-
	17,12,06,733.34	1,32,64,621.87	18,44,71,355.21	Depreciation up to date	1,11,573.23	74,382.15	1,85,955.38
					1,77,570.23	1,18,380.15	2,95,950.38
				<b>Air Conditioner</b>			
				Balance as per last Balance Sheet	1,75,876.84	1,17,251.23	2,93,128.07
				Addition during the year	-	-	-
				Less > Sales during the year	-	-	-
				Depreciation up to date	67,868.48	45,244.31	1,13,112.79
					1,08,010.36	72,006.92	1,80,017.28
				<b>Television</b>			
				Balance as per last Balance Sheet	28,420.63	-	28,420.63
				Addition during the year	-	-	-
				Less > Sales during the year	-	-	-
				Depreciation up to date	10,966.61	-	10,966.61
					17,453.62	-	17,453.62
				<b>Water Purifier</b>			
				Balance as per last Balance Sheet	10,881.22	-	10,881.22
				Addition during the year	-	-	-
				Less > Sales during the year	-	-	-
				Depreciation up to date	4,191.20	-	4,191.20
					6,690.02	-	6,690.02
				<b>CCTV Camera</b>			
				Balance as per last Balance Sheet	2,46,361.60	1,93,186.07	4,39,547.67
				Addition during the year	-	-	-
				Less > Sales during the year	-	-	-
				Depreciation up to date	95,064.78	87,953.76	1,83,018.54
					1,51,296.82	2,17,221.31	3,68,518.13



Smt. Shyampatidevi Mishra Educational Trust  
 Secretary: *Rajendra*  
 President: *Rajendra*



*Vandana*  
 I/C Principal  
 Shri G.P.M. Degree College of Sci & Comm,  
 Rajarshi Shahu Maharaj Road,  
 Tellhi Galli, Andheri (E), Mumbai-400 069.



**Smt. Shyampati Devi Mishra Educational Trust's**  
**SHRI G.P.M. DEGREE COLLEGE OF SCIENCE & COMMERCE**

Affiliated to University of Mumbai

www.shrigpmcollegeandheri.org

shrigpm@gmail.com

Rajarshi Shahu Maharaj Road, Andheri (E), Mumbai – 400069.

☎ : 8928387197 / 8



Smt. Shyampati Devi Mishra Educational Trust

*Rishi*  
Secretary

*Rishi*  
President

Balance as per last Balance Sheet	7,80,597.91	-	
Addition during the year	-	-	
Less -> Sales during the year	-	-	
Depreciation up to date	2,93,650.03	-	
<b>Security EPS System</b>	4,87,347.76	-	4,87,347.76
Balance as per last Balance Sheet	27,327.84	16,218.56	
Addition during the year	-	-	
Less -> Sales during the year	-	-	
Depreciation up to date	10,545.13	7,030.09	
<b>Fire Safety Device</b>	16,782.71	11,188.47	27,971.18
Balance as per last Balance Sheet	-	7,96,664.07	
Addition during the year	-	1,03,153.00	
Less -> Sales during the year	-	-	
Depreciation up to date	-	3,15,149.22	
<b>Office Equipments</b>	-	5,84,667.85	5,84,667.85
Balance as per last Balance Sheet	51,230.58	34,153.72	
Addition during the year	32,450.00	25,500.00	
Less -> Sales during the year	-	-	
Depreciation up to date	24,636.10	15,766.57	
<b>School Bus</b>	59,044.45	43,887.15	1,02,931.63
Balance as per last Balance Sheet	-	28,67,216.14	
Addition during the year	-	-	
Less -> Sales during the year	-	-	
Depreciation up to date	-	11,14,104.53	
<b>Toy Train</b>	-	17,73,111.61	17,73,111.61
W.D.V. as per last Balance Sheet	-	2,69,203.50	
Addition during the year	-	-	
Less -> Sales during the year	-	-	
Depreciation for the year	-	1,03,678.91	
	-	1,65,324.59	1,65,324.59
<b>Investments -&gt;</b>			
Note -> The market value of the above investments is Rs. _____			
<b>Loans (Secured or Unsecured) : Good/Doubtful)</b>			
Loans Scholarship	-	-	
Other Loans	-	-	
<b>Advances -&gt;</b>			
To Trustee	-	-	
To Employees	-	-	
To Contractors	-	-	
To Lawyers	-	-	
To Others	-	-	
<b>Income Outstanding -&gt;</b>			
Rent	-	-	
Interest	-	-	
Other Income	-	-	
<b>Current Assets - Loans &amp; Advances :</b>			
Cash & Bank Balances			
Cash in Hand	1,35,160.89	1,35,160.89	
Balance in Bank A/c as per Schedule - I	50,67,213.54	19,40,850.57	
	52,02,374.43	19,76,011.46	71,78,385.88

In Fixed Deposit (including Interest Accrued)	3,40,717.50	16,77,797.00	4,07,49,482.00
<b>Deposits</b>			
Deposits with BMC	24,000.00	-	
Educational Deposit BCA	8,000.00	-	
Educational Deposit BBA	40,000.00	-	
Security Deposit for Rental Property	14,57,370.00	-	15,29,370.00
<b>Other Current Asset</b>			
TDS Refundable	13,18,754.00	-	
TCS Refundable	34,308.00	-	
Income Tax Paid against Demand for A.Y. 2016-17	7,43,588.00	-	
Income Tax Paid against Demand for A.Y. 2017-18	5,97,169.00	-	26,83,820.00
	26,93,820.00	-	26,83,820.00
<b>Total Rs:</b>			<b>21,58,25,501.21</b>

As per our report of even date for R. Shukla & Associates Chartered Accountants

*R. Shukla*  
Proprietor  
M.No. 156920  
FRN No. 137517W  
Date: 27th September 2023  
Place: Mumbai



Smt. Shyampati Devi Mishra Educational Trust

For Smt. Shyampati Devi Mishra Educational Trust

*Rishi*  
Secretary

(President)

*Rishi*  
President

(Secretary)



*Vandana*  
I/C Principal  
Shri G.P.M. Degree College of Sci & Comm,  
Rajarshi Shahu Maharaj Road,  
Telli Galli, Andheri (E), Mumbai-400 069.